

RP-20-98 ERRATA

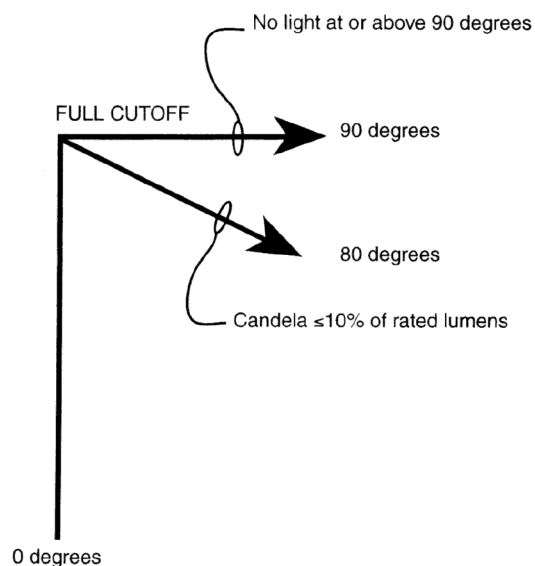
If you, as a user of *Lighting for Parking Facilities*, believe you have located an error not covered by the following revisions, you should e-mail your information to Pat McGillicuddy at: pmcgillicuddy@ies.org or send a letter to: Pat McGillicuddy, Manager of Technology, IES, 120 Wall Street 17th Floor, New York, NY 10005. Additions will be posted to this list as they become available. This errata list was last updated on **May 12, 2005**.

Please confine your comments to specific typographical errors or misstatements of fact in the RP-20-98 text and/or graphics. Do not attempt to revise or update RP-20-98 itself.

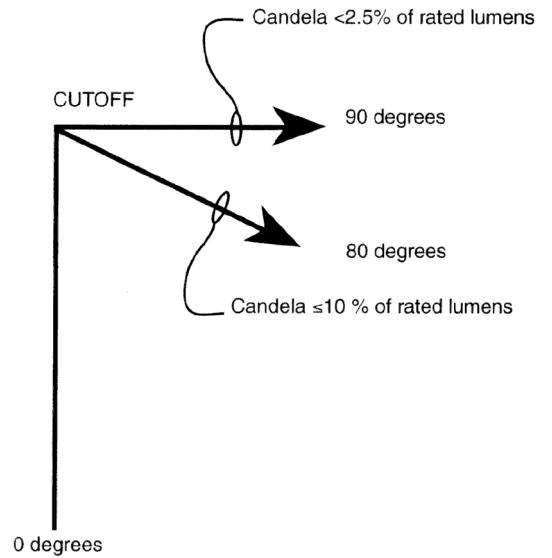
• *Section 13.0 Lighting Equipment for Garages*

On page 13 there is a section about selecting luminaires for above-ground garages that briefly defines/explains *Cutoff* Luminaires, *Full Cutoff* Luminaires, and *Non-Cutoff* Luminaires (aka *Noncutoff* Luminaires). However, only partial and incomplete definitions of these terms are presented. To bring RP-20-98 into agreement with RP-8-00, *American National Standard Practice of Roadway Lighting*, the following definitions should append and replace the various references to *luminaire cutoff* found in **Section 13.2** and **Section 13.3** of RP-20-98:

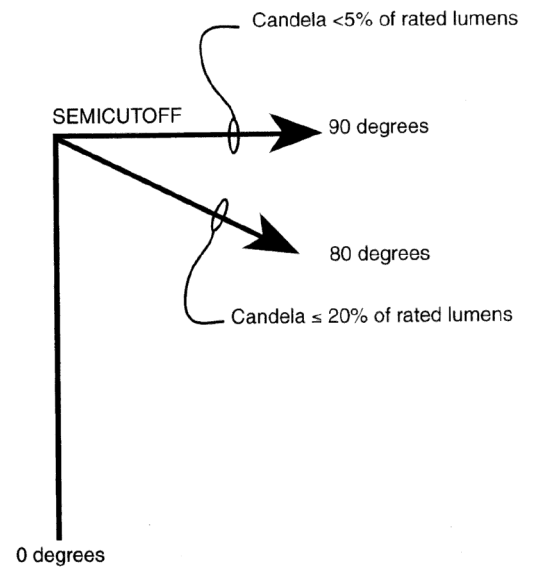
Full Cutoff: A luminaire light distribution where zero candela intensity occurs at or above an angle of 90° above nadir. Additionally the candela per 1000 lamp lumens does not numerically exceed 100 (10 percent) at or above a vertical angle of 80° above nadir. This applies to all lateral angles around the luminaire.



Cutoff: A luminaire light distribution where the candela per 1000 lamp lumens does not numerically exceed 25 (2.5 percent) at or above an angle of 90° above nadir, and 100 (10 percent) at or above a vertical angle 80° above nadir. This applies to all lateral angles around the luminaire.



Semicutoff: A luminaire light distribution where the candela per 1000 lamp lumens does not numerically exceed 50 (5 percent) at or above an angle of 90° above nadir, and 200 (20 percent) at or above a vertical angle 80° above nadir. This applies to all lateral angles around the luminaire.



Noncutoff: A luminaire light distribution where there is no candela limitation in the zone above maximum candela.

